











Hawthorn 50 Range Technical Data Sheet

BRICKWORKS

Product Range	Product Name	Dimension Illustration	Swatch	State	Length (mm)	Width (mm)	Height (mm)	Dimensional Category	Average Weight / Unit (kg)	Units per Square Metre	Pack Size	Characteristic Unconfined Compressive Strength (f _{uc}) MPa	Maximum Cold Water Absorption (%)	Initial Rate of Absorption (IRA) (kg/m ² min)	Coefficient of Expansion Factor (mm/m)	Durability Class	Liability to Efflorescence	Lime Pitting Liability	LRV
Hawthorn 50	Cambridge			NQLD	230	110	50	DW1		69.5	576	>12	12	0.5-2.5	1.0	General Purpose	Slight	Slight	10.5
Hawthorn 50	Black			NQLD	230	110	50	DW1		69.5	576	>12	12	0.5-2.5	1.0	Exposure Grade	Slight	Slight	7.7
Hawthorn 50	Tan			NQLD	230	110	50	DW1		69.5	576	>12	12	0.5-2.5	1.0	Exposure Grade	Slight	Slight	8.4
Hawthorn 50	London			NQLD	230	110	50	DW1		69.5	576	>12	12	0.5-2.5	1.0	Exposure Grade	Slight	Slight	7.8
Hawthorn 50	Red			NQLD	230	110	50	DW1	2.3	69.5	576	>12	12	0.5-2.5	1.0	Exposure Grade	Slight	Slight	9.5

This Data represents average results from commercial production lots.

If specific test results are required, sample should be taken from current production lots.

AUSTRALIAN STANDARD TEST METHODS AS/NSZ 4456 ARE USED AS APPLICABLE.

