









Civic Series Range Technical Data Sheet



Product Range	Product Name	Dimension Illustration	Swatch	State	Length (mm)	Width (mm)	Height (mm)	Dimensional Category	Units per Square Metre	Pack Size	Characteristic Unconfined Compressive Strength (f'uc) MPa	Maximum Cold Water Absorption (%)	Initial Rate of Absorption (IRA) (kg/m2 min)	Coefficient of Expansion e Factor (mm/m)	Durability Class	Liability to Efflorescence	Lime Pitting Liability	LRV
Civic Series	Remastered Blue			NSW	230	110	76	DW1	48.5	348	>10	13	0.5-3.0	1.2	General Purpose	Slight	Nil	14.7
Civic Series	Remastered Red			NSW	230	110	76	DW1	48.5	348	>10	13	0.5-3.0	1.2	General Purpose	Slight	Slight	13.9
Civic Series	Civic Flashed Blue			NSW	230	110	76	DW2	48.5	384	>12	12	0.5-2.5	1.0	Exposure Grade	Slight	Slight	
Civic Series	Civic Red			NSW	230	110	76	DW2	48.5	384	>12	12	0.5-2.5	1.0	Exposure Grade	Slight	Slight	

This Data represents average results from commercial production lots.
If specific test results are required, sample should be taken from current production lots.
AUSTRALIAN STANDARD TEST METHODS AS/NSZ 4456 ARE USED AS APPLICABLE.

