











Hawthorn Range Technical Data Sheet

BRICKWORKS

Product Range	Product Name	Dimension Illustration	Swatch	State	Length (mm)	Width (mm)	Height (mm)	Dimensional Category	Units per Square Metre	Pack Size	Characteristic Unconfined Compressive Strength (f _{uc}) MPa	Maximum Cold Water Absorption (%)	Initial Rate of Absorption (IRA) (kg/m ² min)	Coefficient of Expansion Factor (mm/m)	Durability Class	Liability to Efflorescence	Lime Pitting Liability	LRV
Hawthorn	Cambridge			SA	230	110	76	DW1	48.5	384	>12	12	0.5-2.5	1.0	General Purpose	Slight	Slight	10.5
Hawthorn	Black			SA	230	110	76	DW1	48.5	384	>12	12	0.5-2.5	1.0	Exposure Grade	Slight	Slight	7.7
Hawthorn	Red			SA	230	110	76	DW1	48.5	384	>12	12	0.5-2.5	1.0	Exposure Grade	Slight	Slight	9.5
Hawthorn	Tan			SA	230	110	76	DW1	48.5	384	>12	12	0.5-2.5	1.0	Exposure Grade	Slight	Slight	8.4
Hawthorn	London			SA	230	110	76	DW1	48.5	384	>12	12	0.5-2.5	1.0	Exposure Grade	Slight	Slight	7.8

This Data represents average results from commercial production lots.

If specific test results are required, sample should be taken from current production lots.

AUSTRALIAN STANDARD TEST METHODS AS/NSZ 4456 ARE USED AS APPLICABLE.

